

66th ANNIVERSARY EDITION

\$5<sup>95</sup>  
Vol. 3.35

A CONSUMER'S GUIDE TO

# Sunrooms, Windows, Patio Rooms & Covers

The Original Sunroom Manufacturer



Three generations of manufacturing excellence in sunrooms, windows, patio rooms & covers.

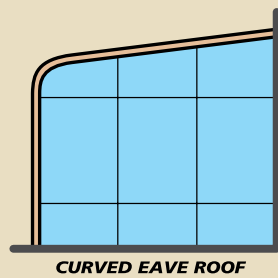


# Sunrooms

## Bring the Outdoors Indoors Beautifully!

It's safe to say that most of us love being outdoors. On any given day, if we had the choice to relax in front of the TV or to kick back in a comfortable chair outdoors, the answer would be a simple one. But like most of us, the thought of being outside during the dog days of summer or during winter's painfully cold winds and snow, or the incessant attack of bugs the size of small pets – we will usually opt to remain indoors.

C-Thru Sunrooms is proud to offer you a beautiful solution to experiencing the outdoors indoors, all year round! Now you can enjoy beautiful summer and winter days, dramatic sunsets and watch the snow fall from the comfort of a new climate-controlled C-Thru sunroom!



CURVED EAVE ROOF




### White Curved Eave Sunroom

- Glass kickplate & trapezoid options
- 1/2 glass, 1/2 solid roof w/shade option
- Electrical system option

### White Curved Eave Sunroom

- Glass kickplate & trapezoid options
- 3' glass door option
- Glass roof option



### White Curved Eave Sunroom

- Glass kickplate & trapezoid options
- Electrical system option
- 1/2 glass, 1/2 solid w/shade option



C-Thru recycles 98% of all scrap materials after building each sunroom.



# Sunrooms

## Beautiful Curves Ahead

C-Thru's Curved Eave Sunrooms have become the industry standard for beauty and quality craftsmanship. The curved eave style sunroom is truly our premier sunroom and has been a favorite for many years. The curved eave and glass adds a gentle and elegant touch with its smooth transition from walls to roof.

These beautiful sunrooms offer you nearly unobstructed views of the outdoors – whether it be a starry night or a stunning sunset.

Cross Section of the Ultimate Sunroom Roof



1. **Solid Insulated Roof System**  
The ultimate for creating your perfect design combination of glass & solid.
2. **High Performance Smart/DuraLite Roof Glass**  
The leading technology in insulated glass and is nearly unbreakable. Also available in single-glass.
3. **Comfort Control Insulated Shade System**  
The ultimate in controlling temperatures, shade and light in your new room.
4. **Super Span Structural Rafters**  
Optional rafter stiffeners allows you to build large rooms or roofs that are unobstructed by mid-span posts and beams.



**White Curved Eave Sunroom**  
• Glass kickplates and trapezoid options  
• 1/2 glass, 1/2 solid roof w/shade option  
• Electrical system option



The **50 MPG** Sunroom – the room that pays for itself! Ask us for details.

### White Curved Eave Sunroom

- Glass kickplates and trapezoid options
- 1/2 glass, 1/2 solid roof w/shade option
- Electrical system option



### White Curved Eave Sunroom

- Glass kickplates and trapezoid options
- 1/2 glass, 1/2 solid roof w/shade option
- Electrical system option



# Sunrooms

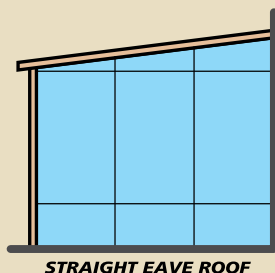
## Distinctive Design Flexibility

C-Thru's Straight Eave Sunrooms offer a distinctive look and flexibility that are ideal for most homes and installation parameters.

Our straight eave style sunroom allows you to create a year-round paradise with distinctive lines that will accentuate the existing architecture of any home.

These classic sunrooms offer you a private place of escape or a special place to entertain – depending on the mood you're in.

What's more C-Thru offers several room package choices and upgrades. You can add things like ceiling fans, roof shutter systems and outdoor porch lights. To see more information on our room packages and available upgrades, please refer to pages 24-27.



**STRAIGHT EAVE ROOF**



**White Straight Eave Sunroom**

- Glass transom, kickplate and trapezoid options
- Glass roof option
- 6' Sliding door option

**White Straight Eave Sunroom**

- Glass kickplate, transoms & trapezoid options
- Electrical system option
- Glass roof option
- 3' pedestrian door option



**Almond Straight Eave Sunroom**

- Glass transom options
- Electrical system option
- Glass roof option



Metal free is where you want to be! Minimize metal conductivity – increase energy savings.



# Sunrooms

## Create a Design Masterpiece



One of our most beautiful sunrooms is the refined English Conservatory style. These well-appointed conservatory details add a touch of class and sophistication to your Sunroom that attracts attention, engages emotion and will most likely draw a few envious comments from your friends and neighbors.

There are many reasons to choose a C-Thru Sunroom: design, quality, value, craftsmanship, durability and attention to detail. This attention to detail has resulted in our English Conservatory Sunrooms. Simply beautiful!

**NOTE:**  
Conservatories are traditionally custom applications and may require special engineering, additional site preparation, custom glass and may require longer lead times than other C-Thru rooms. Please check with your authorized C-Thru dealer for any special requirements that may exist.




**White Victorian Conservatory**

- Glass kickplate and trapezoid options
- Glass roof option
- Electrical system option
- Sliding door option

**White Victorian Conservatory**

- Polycarbonate roof option
- 6' French Door option
- Stem wall option



**White Gabled Conservatory**

- Glass roof option
- 6' French door option
- Glass trapezoid with kickplate option



Go green and \$ave green with the best and most energy efficient sunroom available on the market today.



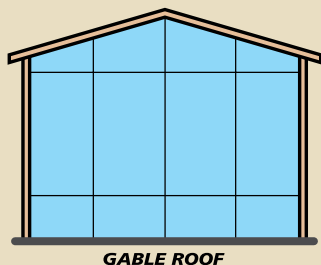
# Gabled Rooms

## Breathtaking Charm and Grace

The C-Thru Garden Room has all the charm and grace of our Sunrooms and features the added beauty of our highly insulated Weather Guard roof system. Your room will remain bright and inviting, staying cooler in the summer and warmer in the winter. Your new Garden Room will quickly become the most lived-in room in your entire home!

The C-Thru Garden Room offers a unique feel with its gable roof design. The vaulted cathedral ceiling and the peaked front wall give a very rich and spacious impression while allowing plenty of indirect light in.

Our Garden Room is the perfect fit for those wanting a sunroom but with a little more of the “room” feeling.



GABLE ROOF



### White Gable Garden Room

- Glass kickplate & trapezoid options
- Electrical system option
- French door option
- Roof electrical beam option (w/ ceiling fan)

### White Gable Garden Room

- Glass kickplate & trapezoid options
- Electrical system option
- French door option



### White Gable Garden Room

- Glass transom and trapezoid option
- French door option
- Electrical system option



C-Thru recycles 98% of all scrap materials after building each sunroom.





# Gabled Rooms

## Return On Investment

SOURCE: U.S. NEWS & WORLD REPORT (REPRINT)

Sunroom Addition  
**100%**

Adding Skylights  
**94%**

Major Kitchen Remodeling  
**90%**

Remodeling a Bathroom  
**80%**

Adding a Wood Deck  
**80%**

Adding Insulation  
**77%**

New Windows/Doors  
**75%**

Room Addition  
**72%**

Adding a Swimming Pool  
**33%**

Cross Section of C-Thru's  
Patented Insulated Roof System



- 1. Solid Insulated Roof System**  
*C-Thru's patented solid insulated roof system is highly insulated, strong enough to walk on and very low maintenance.*
- 2. Optional Fan/Ceiling Light Beam**  
*Can be placed throughout the roof to attach fans and lighting while concealing all electrical wiring.*
- 3. Heavy Duty Gutter with Optional Leaf Guard**  
*An ideal feature for directing the water safely out of harm's way.*

### White Gable Garden Room

- Glass kickplate & trapezoid options
- Electrical system option
- Roof electrical beam option (w/ ceiling fan)
- 6' French door option

### White Gable Garden Room

- Glass trapezoid option
- 3' glass door option

Note: Aftermarket roof shingles shown. Check with your local C-Thru Dealer for building code requirements.



### White Gable Garden Room

- Glass kickplate & trapezoid options
- Electrical system option
- Roof electrical beam option (w/ ceiling fan)



The **50 MPG** Sunroom – the room that pays for itself! Ask us for details.



# Gabled Rooms

## A Room for Every Reason

It's true that sunrooms create a beautiful and dreamy retreat for you and your family. But don't be surprised if you find yourself inhabiting your new sunroom more than any room in the house!

By day, your sunroom may become an expansive kids rec room, hobby room or home office. By night, your sunroom may quickly be transformed into a magnificent entertainment area or a romantic getaway. The uses are nearly as endless as the views on a starry night.

## 10 Rooms in 1

**Living Room**

**Home Gym**

**Family Room**

**Kids Rec Room**

**Home Office**

**Spa Room**


**Mud Room**

**Breakfast Nook**

**Poolside Room**

**Hobby & Crafts Room**

All for the cost of only one room!



**White Gable Garden Room**

- Glass kickplate and trapezoid options
- Electrical system option
- Roof electrical beam option (w/ ceiling fans)

**White Gable Garden Room**

- Solid insulated kickplates – standard
- Glass trapezoid option
- Electrical system option
- Roof electrical beam option (w/ ceiling fans)
- Pedestrian door option



**White Gable Garden Room**

- Solid insulated kickplate – standard
- Glass trapezoid option
- Electrical system option
- Roof electrical beam option (with ceiling fans)
- Pedestrian door option



Metal free is where you want to be! Minimize metal conductivity – increase energy savings.



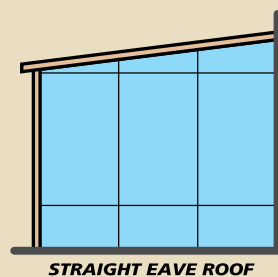
# Patio Rooms

## Not Your Ordinary Patio Enclosure

Since its introduction more than three decades ago, C-Thru's Patio Room has evolved into the perfect blend of beauty, functional design and affordability.

We have taken the Patio Room from ordinary to extraordinary! Starting with our insulated Weather Guard roof system, your new room will have a level of year-round comfort not seen in most other Patio Enclosures. Plus, with our extensive list of options and upgrades, like, sliding glass doors, french doors, glass kickplates and upper transoms, you can transform your Patio Enclosure in to a dream come true!

See pages 24-27 for room packages and upgrades.




### White Patio Room

- Glass transom option
- Roof electrical beam option (w/ceiling fan)
- 6' sliding door with grid option

### White Patio Room

- Solid insulated kickplates – standard
- Glass transom option
- Electrical system option
- 6' French door option



BEFORE



AFTER!



### White Patio Room

- 3' pedestrian door
- Glass transom option



Go green and \$ave green with the best and most energy efficient patio rooms available on the market today.



# Patio Rooms

Relax. You're  
Buying the Best  
Room with the  
Best Warranty.



Another reason to choose a C-Thru Sunroom is that we have been manufacturing the highest quality sunrooms and components for over 60 years. It's this kind of experience coupled with our constant innovation that allows us to confidently offer the industry's most aggressive warranty – for life!

## Beware of Look-a-like Imitations

Other sunrooms may look the same, but unless they bear the C-Thru name, buyer beware!

The many patented and exclusive features we offer mean superior performance for you. C-Thru's products are designed to meet or exceed most building code structural requirements, and have over a half a century of successful installations.



### White Patio Room

- Glass transom option
- Electrical system option
- Roof electrical beam option (w/ ceiling fan)
- 6' Sliding door option

### White Patio Room

- Electrical system option
- Roof electrical beam option (with hanging light)
- 6' sliding door option



AFTER!



BEFORE



### White Patio Room

- Electrical system option
- 3' pedestrian door option



C-Thru recycles 98% of all scrap materials after building each sunroom.



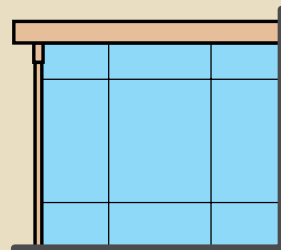
# Patio Rooms

## Have an Existing Patio Roof? No Problem!

So, what if you have been dreaming of a new sun-room, but your home has an existing patio roof? Simple, call C-Thru!

C-Thru offers you a convenient and affordable way to transform an ordinary patio roof in to a year-round paradise. Our engineers will work to manufacture the wall configurations you desire to fit the existing patio roof perfectly.

Depending on the options you choose, you now can easily transform your existing patio cover into a year-round, sun-drenched retreat to watch the seasons change while in the comfort and protection of an enclosed patio room.



WALLS ONLY UNDER EXISTING PATIO COVER



### White Patio Walls Under Existing Roof

- Glass kickplate option
- 3' pedestrian door option

AFTER!

BEFORE



AFTER!



BEFORE

Expand the square footage of your existing patio cover by simply bumping it out with our straight or curved eave roof and walls.



### White Patio Walls Under Existing Roof

- Glass kickplates and transom options
- 6' sliding door option



# Patio Covers

## Open, Airy and Economical

A C-Thru Patio Cover is a beautiful and economical addition to any home. These handsome covers provide an open and airy retreat for you to entertain family and friends or to relax after a long day.

A Patio Cover not only provides a shaded, cool place to enjoy the outdoors, but your home will also stay noticeably more comfortable being protected from the heat and cold.

**Cross Section of C-Thru's Ultimate Insulated Patio Cover**



- 1. Solid Insulated Roof System**  
C-Thru's patented solid insulated roof system is highly insulated, strong enough to walk on and very low maintenance.
- 2. Optional Fan/Ceiling Light Beam**  
Can be placed throughout the roof to attach fans and lighting while concealing all electrical wiring.
- 3. Heavy Duty Gutter with Optional Leaf Guard**  
An ideal feature for directing the water safely out of harm's way.

**Cross Section of C-Thru's Beautiful Glass Patio Cover**



- 1. Solid Insulated Roof System**  
The ultimate for creating your perfect design combination of glass & solid.
- 2. High Performance DuraLite Roof Glass**  
The leading technology in glass and it is nearly unbreakable.
- 3. Super Span Structural Rafters**  
Optional rafter stiffeners allows you to build large rooms or roofs that are unobstructed by mid-span posts and beams.



**Glass Sun Canopy**

- Header beam option (with brick columns)
- Available in single or dual glass options

**Solid Insulated WeatherGuard Patio Cover**

- Post, beam and wrap kit option



**Solid Insulated WeatherGuard Patio Cover**

- Post, beam and wrap kit option
- Roof electrical beam option (with ceiling fans and heating units)

Note: If desired, C-Thru's Patio Covers can be enclosed at a later date to create a beautiful Sunroom or insulated Patio Room.



C-Thru recycles 98% of all scrap materials after building each patio cover



# Replace your old, tired Windows & Doors

Improve the curb appeal of your home!



C-Thru Windows and Doors come in several styles and offer unique features and benefits



## Good reasons to install new windows and doors

By replacing your old windows and doors you will gain a number of great benefits that continue to pay for themselves day in and day out. Here are a few:

- **Lower utility bills** – as much as 25% or lower, keeping you warmer in the winter and cooler in the summer.
- **Sound proofing** – customers often notice their home is dramatically quieter and more peaceful with new windows and doors.
- **Easy to operate** – unlike old doors and windows, C-Thru's won't stick or jamb as you operate them. They are so easy to open and close.
- **Security** – C-Thru's new windows and doors will make your home more secure. They meet or exceed current codes regarding security.
- **Curb appeal** – there is really no better way to increase the curb appeal of your home than installing new windows and doors.
- **Cleaner** – old windows and doors allow dirt & dust to blow through your home. C-Thru's windows and doors block most of the dust particulates keeping your home cleaner.


OLD ALUMINUM WINDOWS/DOORS		NEW VINYL WINDOWS/DOORS	
ALUMINUM WINDOW FRAME	BUTU 1400+	VINYL WINDOW FRAME	BUTU 2.4
SINGLE GLASS	U-VALUE 1.00	SMART GLASS 90	U-VALUE .27
<div></div> <div></div>		<div></div> <div></div>	
BTU (the lower number the better)		U-Value (the lower number the better)	


- Standard High Performance Glass**  
C-Thru's base model windows come standard with **SmartGlass 60**, high performance glass. All windows can be upgraded to **SmartGlass 90** for additional energy efficiency. All of C-Thru's insulated glass comes standard with **Enviro sealed** spacer.
- Equal Site Line Sashes**  
C-Thru's windows have equal site lines, greatly improving the symmetry and aesthetic appeal. This is unlike low-quality builder windows that try to save money using less material.
- Integral Brick Molding Flange**  
C-Thru's windows come standard with a high quality replacement flange. The flange is integral to the window's main frame; increasing the window's strength, architectural aesthetics and preventing leaks.
- Custom Colors**  
C-Thru's windows are available in a multitude of custom exterior colors to match any home.



# Vinyl vs. Aluminum

## Wall Cross Section

- 1. Mitered and Fusion Welded Structural Corners
- 2. Structural Aluminum Mullion with Thermal Clad
- 3.  Patented Electrical Raceways
- 4. NFRC Rated & AAMA Certified Windows
- 5. Exclusive 4" Thick Structural Wall System



## Compare the Visual Differences

### See for Yourself!

These pictures show the industry standard aluminum systems that offers these features:

#### Exposed Screws

No one wants the look of a battle ship on the back of their home – exposed screws and rivets give you that and more.

#### Exposed Caulking

Caulking is essential to a well installed room if you don't want it to leak. Yet the sun's UV rays break it down in a short couple of years, and in no time that clean caulking is a magnet for dirt. C-thru's vinyl thermal clad caps snap over the caulking concealing it from the sun and view, ensuring a long and trouble-free life.

#### Unfinished, Rough, Butt-Finished Aluminum Windows and Doors

Unightly? That's just the beginning, this technology is old, 20-30 years old, much like VHS to DVD or Blue Ray. It works, just not that well. Most all of these aluminum windows are unrated, untested and non-approved, lacking in security features, ease of operation and have dramatically lower energy efficiencies.

### INDUSTRY STANDARD ALUMINUM



### C-THRU'S OMEGA WALL



VS.

Top Track to Mullion

VS.

Bottom Track to Mullion

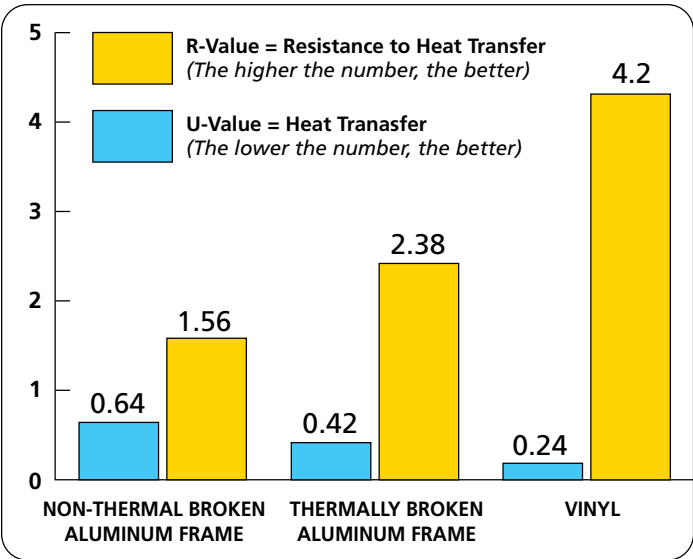
VS.

Window Corner

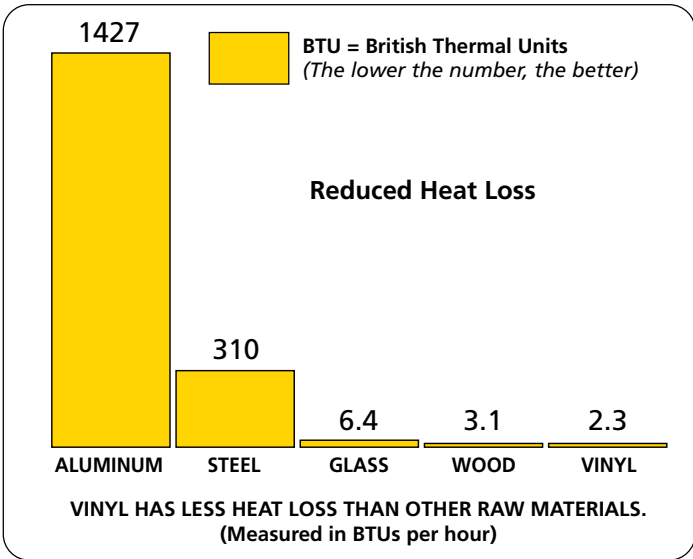


# Room Comparison















### U-VALUE AND R-VALUE COMPARISON



### BTU COMPARISON



U, R and BTU Values change dramatically when surrounded by an aluminum frame. Only vinyl frames achieve the best results.

FEATURES	C-THRU'S OMEGA WALL	INDUSTRY STANDARD ALUMINUM	BENEFITS
Energy Star, AAMA and NFRC rated windows and doors	 Yes	 No	C-Thru windows are carefully designed & engineered to exacting standards. They have been tested, rated and certified by key third-party agencies. What's more, our windows have been installed on tens of thousands of homes. Most industry standard sunroom windows and doors have never been tested or certified.
Thermal Clad Extrusions	 Yes	 No	Our thermal cladding is the ideal way to prevent the outside temperature from coming into your room. To cut costs, the industry standard is to use outdated technology and sub-standard materials – that are still unapproved to this day!
Complies with local, state & federal energy tax credit & rebate programs	 Yes	 No	Only Energy Star rated products (like our windows and doors) have this benefit and reward. The aluminum wall systems do not meet these strict energy-saving requirements and do not qualify for tax credits.
Concealed Screws and Caulking	 Yes	 No	Our thermal clad serves several purposes: It thermally isolates the outdoor temperature and it conceals most all screws and caulking, reducing the damaging effects of the sun's UV rays. The industry standard does not offer these features.
High Aesthetic Appeal	 Yes	 No	The pictures on page 26 clearly show the aesthetic appeal by concealed the screws, caulking and welded joints. As you can see, the industry standard walls are not visually appealing and do not conceal the screws or protect caulking.
Green Energy Efficiency Technology	 Yes	 No	C-Thru's Omega 4 rooms are up to 700 times more energy efficient than most other rooms! Rooms are rated for temperature transference & insulation in BTUs – British Thermal Units. Aluminum rooms are rated at 1400+ BTUs, while ours are rated at just 2 BTUs.
Substantial Annual Savings on Heating and Cooling	 Yes	 No	With our Omega 4 wall system you will be saving money & energy everyday you own it. As an example, a typical Omega room uses 76% less energy to heat and cool than aluminum rooms. That amounts to huge annual savings!

### WARNING!

Be aware of look alike products! C-Thru is manufacturer of one of the only vinyl composite rooms in the country. Don't be fooled by companies that piecemeal vinyl windows and painted aluminum extrusions together. Their products don't have the design refinements or the years of testing and field application that only C-Thru can boast!



# A New Generation of High Performance Glass

SmartGlass 30  
(single pane glass)

SmartGlass 60  
(dual pane glass)

SmartGlass 180  
(triple pane glass)

SmartGlass™  
HIGH PERFORMANCE GLASS FAMILY  
Exclusively by C-THRU

	U-VALUE	SHADING COEFFICIENT	SOLAR HEAT GAIN COEFFICIENT	VISIBLE LIGHT %	UV%
<b>SmartGlass 30 (walls &amp; roof)</b> Clear Single glass, most cost effective.	1.0	.89	.85	90%	74%
<b>SmartGlass 60 (walls)</b> Hermetically sealed 1" thick dual insulated glass unit with multiple layers of low emissivity coating and enviro warm edge spacer seal standard.	.27	.41	.34	70%	14%
<b>SmartGlass 90 (roof)</b> Hermetically sealed 1" thick dual insulated glass unit with 50 % more layers of low emissivity coating than Smart Glass 60 and enviro warm edge spacer seal standard.	.27	.31	.27	65%	5%
<b>SmartGlass 180 (walls)</b> Hermetically sealed 1" thick triple insulated glass unit with 100% more layers of low emissivity coating than Smart Glass 60 and enviro warm edge spacer seal standard.	.21	.26	.15	50%	3%

**U-VALUE** Radiant (non solar) heat transfer thru the glass measured in BTUs /sq. ft. / hours x delta T. The lower the number the better.

**SHADING COEFFICIENT** an index of solar heat gain rejection. The lower the number the better.

**SOLAR HEAT GAIN COEFFICIENT** Similar to shading coefficient, the lower the number the better in terms of heat gain rejection.

**VISIBLE LIGHT %** The amount of visible light allowed to transfer through the window.

**UV %** The % transmission of ultraviolet radiation through the glass unit.

Performance data is based on representative samples of factory production. Actual values may vary due to variations in production process.

- 1

DURA Lite™ GLASS SPACER

This one element of your room, although unseen, is one of the most important part of your windows and doors. It is the spacer between the glass. **DuraLite spacers** are the most advanced energy efficient spacers of its kind. Commonly known as 'warm edge technology' it acts as an insulator between the outside temperatures and you. Unlike old school metal spacers, **DuraLite spacers** are comprised of non-metallic structural elements that insulate incredibly well. It is the longest lasting seal on the market minimizing seal failure, condensation and mold. See chart top of page 29.
- 2

SmartGlass™ HIGH PERFORMANCE GLASS FAMILY

What makes it **Smart** is the clear, low emissivity coating of silver on the inside of the hermetically sealed glass units. There is no better way to have a comfortable and usable room than to have **Smart Glass**. Please refer to the energy chart above to select which **Smart Glass** is best for you. Also, our sunroom and enclosures come standard with 1" thick insulated glass units. They are 33-50% thicker than industry standard insulated glass and are the ideal thickness for high performance glass.
- 3

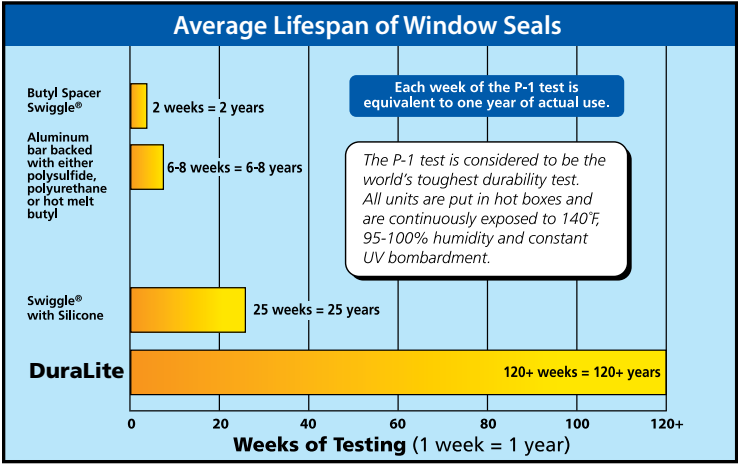
DURA Lite™ NEARLY UNBREAKABLE GLASS

Standard in all our sunrooms and enclosures, see detailed demonstrations on page 29. This glass is especially formulated for C-Thru and is nearly indestructible. In most sunrooms you have as many windows in that one room as you do in an entire home. Because of this, safety should be a #1 concern, **Duralite Glass** is your answer. And that's how we can offer a **Lifetime Warranty** on accidental glass breakage.

DURA Lite™  
WALL & ROOF GLASS SYSTEM  
Exclusively by C-THRU

20 Year Warranty

ON INSULATED GLASS



Metal Window Spacer  
may cause condensation  
and toxic mold

DuraLite  
Warm Edge Spacer =  
no condensation

When you see condensation inside a dual-glass window, that means the seal has failed. Our exclusive high-performance dual and triple pane glass is made using the latest technology in insulated glass seals.

- Helps eliminate the possibility of mold
- Rated as the longest lasting insulated glass seal at 120+ years (see chart)
- Helps eliminate the possibility of condensation

DURA Lite™  
WALL & ROOF GLASS SYSTEM  
Exclusively by C-THRU

LIFETIME Warranty

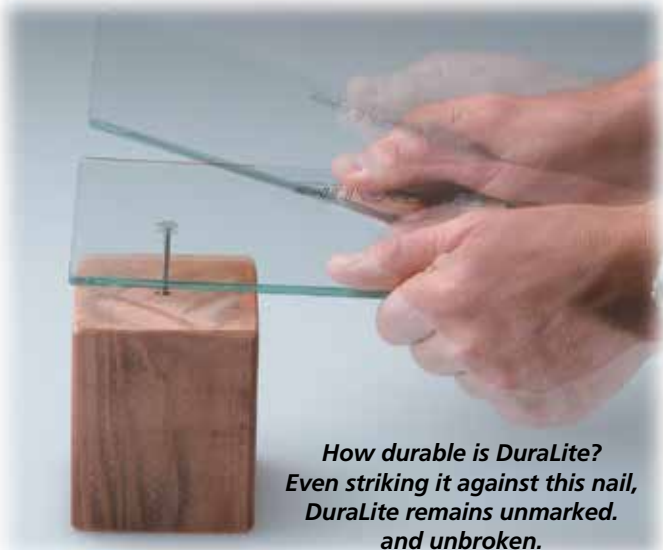
ON ACCIDENTAL BREAKAGE

Available only from C-Thru, our exclusive DuraLite glass comes standard throughout our rooms.

- Up to:
- 8 times stronger than residential window glass
  - 10 times more scratch-resistant than acrylic
  - 2 times more clarity than other glass
  - Safer for your family and virtually indestructible!




How strong is DuraLite? Even with nearly 400 lbs. of weight, DuraLite won't crack or break.



How durable is DuraLite? Even striking it against this nail, DuraLite remains unmarked and unbroken.



# Features: Continued



Even a screwdriver can't scratch the paint off – because the color is impregnated into the material!

Tuff-Core is made of *expanded polystyrene*, the same material used in freezer walls, refrigerators, coolers, etc. The energy conserved in heating and cooling quickly pays for itself. To compare its insulating capabilities to other materials, 3” of Tuff-Core is equivalent to:

- 8” of fiberglass
- 15” of hardwood
- 72” of brick

- The outer Tuff-Core “skin” is as strong as it is beautiful and is:
- Maintenance free
  - Flexible and durable
  - Moisture-resistant
  - Scratch and ding-resistant – It's nearly indestructible!

Tuff-Core is standard for our Curved, Straight Eave roofs, and solid wall area.



The superior insulation properties of Tuff-Core used in all C-Thru room walls means superior energy savings for you.

# Product Options: Continued

## Step 3: Choose Your Room Options

**Exclusive Patented U.L. Listed Electrical System**  
C-Thru's patented electrical system allows you to place outlets practically anywhere without unsightly conduit or extension cords.

- C-Thru's electrical system is UL listed, safe and legal
- Each electrical system comes with a ground fault interrupter (GFI)



Porch Lights



Electrical Outlets



Light Switches



Hidden Electrical Raceways



Glass Transom



Standard Solid Kickplate (area below the windows)



Optional Glass Kickplate

## Glass Kickplate and Transom Options

Solid insulated kickplates (area below the window) and transoms (area above the windows) are standard on all rooms. The glass kickplate and transom are upgrade options to the standard rooms.

- Great way to bring extra light and yard into your room
- Glass kickplates & transom options can be done separately from each other

## Glass Roof and Shade Option

This unique option allows you to design your sunroom roof with combinations of glass and insulated solid panels. Combined with our exclusive Comfort Control retractable shade system, you can control the light and temperature of your room.

- Solid roof sections are highly insulated roof panels that allow for year-round use and low maintenance
- Glass options are single glazing or the high-performance 7/8” dual insulated Smart Glass
- You can design your roof to be all glass, all solid, 1/2 glass – 1/2 solid and more!
- Comfort control shades are maintenance-free and fully insulated to reduce heat gain



Comfort Control Roof Shade Open

Comfort Control Roof Shade Closed

# Product Options:

## Step 1: Choose Your Room Size

Front Wall Room Widths: (windows corner-to-corner using no solid fill)											widths are infinite in 6" increments	
7' 4 1/2"	14' 11 3/4"	20' 3 5/8"	24' 7"	28' 7 5/8"	32' 8 1/4"	36' 8 7/8"	40' 9 1/2"	44' 10 1/8"	48' 10 3/4"			
7' 10 1/2"	15' 5 3/4"	20' 6 5/8"	25' 1 5/8"	29' 2 1/4"	33' 2 7/8"	37' 3 1/2"	41' 4 1/8"	45' 4 3/4"	49' 5 5/8"			
8' 4 1/2"	15' 11 3/4"	21' 7"	25' 7 5/8"	29' 8 1/4"	33' 8 7/8"	37' 9 1/2"	41' 10 1/8"	45' 10 3/4"	49' 11 5/8"			
10' 11 1/8"	16' 5 3/4"	22' 1"	26' 1 5/8"	30' 2 1/4"	34' 2 7/8"	38' 3 1/2"	42' 4 1/8"	46' 4 3/4"	50' 5 5/8"			
11' 5 1/8"	18' 3 5/8"	22' 7"	26' 7 5/8"	30' 8 1/4"	34' 8 7/8"	38' 9 1/2"	42' 10 1/8"	46' 10 3/4"	50' 11 5/8"			
11' 11 1/8"	18' 6 5/8"	23' 1"	27' 1 5/8"	31' 2 1/4"	35' 2 7/8"	39' 3 1/2"	43' 4 1/8"	47' 4 3/4"	51' 5 5/8"			
12' 5 1/8"	19' 3 5/8"	23' 7"	27' 7 5/8"	31' 8 1/4"	35' 8 7/8"	39' 9 1/2"	43' 10 1/8"	47' 10 3/4"	51' 11 5/8"			
14' 5 1/4"	19' 6 5/8"	24' 1"	28' 1 5/8"	32' 2 1/4"	36' 2 7/8"	40' 3 1/2"	44' 4 1/8"	48' 4 3/4"	52' 11 5/8"			

Sidewall Widths:	Attach. Heights:	Roof Slopes:
4' 10' 16'	8'	Variable 1/2" in 12" to 3" in 12" ROOF SLOPE
5' 11' 17'	9'	
6' 12' 18'	10'	
7' 13' 19'	11'	
8' 14' 20'	12'	
9' 15' ∞		

## Step 2: Choose Your Room Package

**Omega 1 Room System**

- Ideal for warm and moderate climates
- Omega 1, economical single pane glass

ROOM SYSTEM

**GOOD**

OMEGA 1 Vinyl room system with C-Thru's new generation of energy efficient vinyl windows and structural thermal clad framing containing **SmartGlass 30** (single pane) with **Duralite glass**. C-Thru windows have nearly 1400 times better insulation than aluminum windows, equaling energy savings and noise reduction. Room comes complete with a lifetime limited material warranty.

**Omega 2 Room System**

- Ideal for warm and moderate climates
- Omega 2, high performance dual pane glass

ROOM SYSTEM

**BETTER**

OMEGA 2 Vinyl room system with C-Thru's new generation of energy efficient vinyl windows and structural thermal clad framing containing **SmartGlass 60** (dual pane) with **Duralite glass**. C-Thru windows have nearly 1400 times better insulation than aluminum windows, equaling energy savings and noise reduction. Room comes complete with a lifetime limited material warranty.

**Omega 3 Room System**

- Ideal for all weather conditions
- Omega 3, ultra high performance triple pane glass

ROOM SYSTEM

**BEST**

OMEGA 3 Vinyl room system with C-Thru's new generation of energy efficient vinyl windows and structural thermal clad framing containing **SmartGlass 180** (triple pane) with **Duralite glass**. C-Thru windows have nearly 1400 times better insulation than aluminum windows, equaling energy savings and noise reduction. Room comes complete with a lifetime limited material warranty.



6' French Door with Grid Option



6' Sliding Door (8' also available)



3' Single Door

## Door Options

There are three available door options and all come with great innovative design features:

- Swing doors are 1-3/4" thick and come standard with nickel plated hardware
- Continuous Q-lon weather stripping around door jamb and threshold – keeps wind and cold air out
- The easy-to-operate sliding door is a welded vinyl with continuous weather stripping locking out the weather

## Ceiling Fan/Light Beam Option


If you plan on putting a ceiling fan or hanging lighting in your new room, this upgraded beam option is a must.

- Provides a structural location to attach fixture
- Allows wires to be concealed in the hollow of the structure
- Eliminates conduit on the top of your roof




Available Room Colors:

Almond



White







# Our Story

C-Thru Industries (formerly known as C-Thru Aluminum Awning Co.), was founded by Stanley J. Albany in 1947. One of his basic business philosophies was – “Our customers deserve a quality product at a price they can afford.”

Being one of the pioneers in the patio industry, Mr. Albany's contributions were great. Soon after establishing C-Thru, he was advertising and distributing the louvered window awning nationally. In the mid 1950s, he saw the need for quality and ethical standards to be set for the growing industry. To accomplish this, Mr. Albany helped form the first Manufacturing and Retail Trade Association, to which he was elected its first president.

C-Thru then led the pioneering effort in producing such items as the structural aluminum patio cover, the patio room enclosure, safe integrated electrical raceway systems, and finally, the finest sunroom in the industry.

Mr. Albany passed on his belief in business integrity, and a legacy of “quality without compromise” to his two sons in December 1988. Kirk and Jason Albany are carrying on this heritage by maintaining the same high standard.

In 2010 Jason's son Joshua came to work at C-Thru starting the 3rd generation, a Legacy to continue.

## APPROVALS AND SPECIFICATIONS



- I.C.C. Approval (International Conference of Building Officials)
- IRC (International Residential Codes)
- IBC (International Building Codes)
- CBC (California Building Code)
- Meets or Exceeds National Glass Code
- Factory Built Housing Approval
- C.M.B.S.O.A. Approval (Security Windows)
- A-Rated Dual Glass (ALI Laboratories)
- U.L. Classified Patented Electrical Raceways
- AAMA Approved Windows and Doors
- 100% Made in the U.S.A.



**Our Lifetime Limited Material Warranty is unequalled by any other sunroom maker. Your new C-Thru Sunroom is warranted for life, as long as you own it!**

*It's simple – the best room has the best warranty!*

**Your Independently Owned and Operated C-Thru Dealer:**